



# Magnesium Fertilization Improves Crop Yield in Most Production Systems: A Meta-Analysis

Zheng Wang<sup>1,2,3</sup>, Mahmood Ul Hassan<sup>1</sup>, Faisal Nadeem<sup>1</sup>, Liangquan Wu<sup>3</sup>, Fusuo Zhang<sup>1,2,3</sup> and Xuexian Li<sup>1,2\*</sup>

<sup>1</sup> Department of Plant Nutrition, The Key Plant-Soil Interaction Lab, MOE, China Agricultural University, Beijing, China,

<sup>2</sup> National Academy of Agriculture Green Development, China Agricultural University, Beijing, China, <sup>3</sup> International Magnesium Institute, Fujian Agriculture and Forestry University, Fuzhou, China

## OPEN ACCESS

### Edited by:

Manuel Nieves-Cordones,  
Spanish National Research Council,  
Spain

### Reviewed by:

Keitaro Tanoi,  
The University of Tokyo,  
Japan  
Thomas David Alcock,  
University of Nottingham,  
United Kingdom

### \*Correspondence:

Xuexian Li  
steve@cau.edu.cn

### Specialty section:

This article was submitted  
to Plant Nutrition,  
a section of the journal  
Frontiers in Plant Science

**Received:** 06 September 2019

**Accepted:** 09 December 2019

**Published:** 24 January 2020

### Citation:

Wang Z, Hassan MU, Nadeem F,  
Wu L, Zhang F and Li X (2020)  
Magnesium Fertilization Improves  
Crop Yield in Most Production  
Systems: A Meta-Analysis.  
Front. Plant Sci. 10:1727.  
doi: 10.3389/fpls.2019.01727

Magnesium deficiency is a frequently occurring limiting factor for crop production due to low levels of exchangeable Mg (ex-Mg) in acidic soil, which negatively affects sustainability of agriculture development. How Mg fertilization affects crop yield and subsequent physiological outcomes in different crop species, as well as agronomic efficiencies of Mg fertilizers, under varying soil conditions remain particular interesting questions to be addressed. A meta-analysis was performed with 570 paired observations retrieved from 99 field research articles to compare effects of Mg fertilization on crop production and corresponding agronomic efficiencies in different production systems under varying soil conditions. The mean value of yield increase and agronomic efficiency derived from Mg application was 8.5% and 34.4 kg kg<sup>-1</sup> respectively, when combining all yield measurements together, regardless of the crop type, soil condition, and other factors. Under severe Mg deficiency (ex-Mg < 60 mg kg<sup>-1</sup>), yield increased up to 9.4%, nearly two folds of yield gain (4.9%) in the soil containing more than 120 mg kg<sup>-1</sup> ex-Mg. The effects of Mg fertilization on yield was 11.3% when soil pH was lower than 6.5. The agronomic efficiency of Mg fertilizers was negatively correlated with application levels of Mg, with 38.3 kg kg<sup>-1</sup> at lower MgO levels (0–50 kg ha<sup>-1</sup>) and 32.6 kg kg<sup>-1</sup> at higher MgO levels (50–100 kg ha<sup>-1</sup>). Clear interactions existed between soil ex-Mg, pH, and types and amount of Mg fertilizers in terms of crop yield increase. With Mg supplementation, Mg accumulation in the leaf tissues increased by 34.3% on average; and concentrations of sugar in edible organs were 5.5% higher compared to non-Mg supplemented treatments. Our analysis corroborated that Mg fertilization enhances crop performance by improving yield or resulting in favorable physiological outcomes, providing great potentials for integrated Mg management for higher crop yield and quality.

**Keywords:** magnesium, crop yield, agronomic efficiency, exchangeable Mg, pH, meta-analysis

## INTRODUCTION

Magnesium (Mg) is an essential element for crops, animals, and humans, the deficiency of which affects photosynthesis and carbohydrate partitioning in crops (Nèjia et al., 2016), reduces sustainability of agricultural production and development, and causes long-term negative impacts on human and animal health (Robert and Helen, 2004; Jeroen et al., 2015). Unfortunately, obvious symptoms of Mg deficiency frequently occur in crops, especially at their critical developmental stage with rapid carbohydrate accumulation, grown in acidic soils widely distributed across the world (Cakmak et al., 1994; Nèjia et al., 2016). Edible agricultural products are the main source of Mg nutrition for humans and animals. Therefore, maintaining Mg contents of agricultural products within relatively sufficient range is very important for animal and human health.

In an agricultural production system, the availability of Mg to crops depends on various factors such as soil texture, cation exchangeable capacity (Hariadi and Shabala, 2004), site specific climatic and anthropogenic factors, agronomic management practices, as well as crop species itself (Scheffer and Schachtschabel, 2002; Mikkelsen, 2010). Crops absorb Mg from the soil mainly through their roots. Adequate soil Mg is a key to ensure robust crop growth and production. Absolute Mg deficiency in the soil dramatically reduces Mg absorption by crop roots, which is frequently a consequence of low Mg contents in source rocks (Papenfuß and Schlichting, 1979), Mg losses by mobilization and leaching in the soil (Schachtschabel, 1954), or Mg depletion due to intensive crop production (Pol and Traore, 1993). Additionally, cationic competition, resulting from long-term imbalanced soil fertilization, causes nutrient heterogeneity in soils. A good soil Mg condition is the prerequisite to ensure Mg uptake by crop roots and enhance Mg utilization efficiency.

Soil acidity is another important factor determining crop productivity (Mohebbi and Mahler, 1989; Aggangan et al., 1996), closely associated with deficiency of potassium, calcium, magnesium, phosphorus, and zinc, while toxicity of aluminum and manganese (Guo et al., 2004; Zhu et al., 2004; Binh et al., 2018) antagonizes the availability of Mg (Wang et al., 2014). In addition, the highly mobile nature of  $Mg^{2+}$  ion makes it susceptible to leaching from the root zone by heavy rainfall (Schachtschabel, 1954; Grzebise, 2011; Gransee and Führs, 2013) especially in acidic soils, reducing nutrient utilization efficiencies and crop yield.

In recent decades, more emphasis has been given to nitrogen, phosphorus, and potassium fertilizers than Mg to obtain higher crop yield (Cakmak and Yazici, 2010). Soils undergoing intensive crop forage and harvest are not being replenished with Mg fertilizers, resulting in depletion of indigenous Mg from the soil and large-scale Mg deficiency. Nowadays, Mg deficiency has

become a widespread problem severely reducing photosynthetic rates of crops especially grown in acidic soils (Fischer, 1997; Sun and Payn, 1999; Ridolfi and Garrec, 2000; Graeff et al., 2001; Hermans et al., 2004). Mg deficiency symptoms typically appear on older leaves (Bergmann, 1992). Chlorosis is a most obvious response of crops to Mg deficiency that foretells considerable yield reduction as a result of decreases in sugar transport from the source to sink organs and biomass accumulation in the root and reproductive tissues (Hermans et al., 2004; Cakmak and Yazici, 2010; Gransee and Führs, 2013). From a broader point of view, Mg fertilization improves tomato yield ( $7.7\text{--}17.9\text{ t ha}^{-1}$ ) in South India (Kashinath et al., 2013), grain yield in barley (by 8.6%) in Iran (Mahdi et al., 2012), and hazel nut highest yield increase of 51% and total oil content increase of 4.8% in Turkey (Nedim and Daml, 2015), suggesting that Mg fertilization is an important measure to boost crop production. There is also substantial literature available on the importance of Mg for agricultural productivity, Mg deficiency in soils and crops, and Mg involvement in plant structure and physiological functions (Cakmak et al., 1994; Cakmak and Kirkby, 2008; Cakmak, 2013; Ceylan et al., 2016). However, it is imperative to better understand responses of crop yield to Mg-fertilization under different soil, cropping, and fertilization conditions in large-scale field experiments.

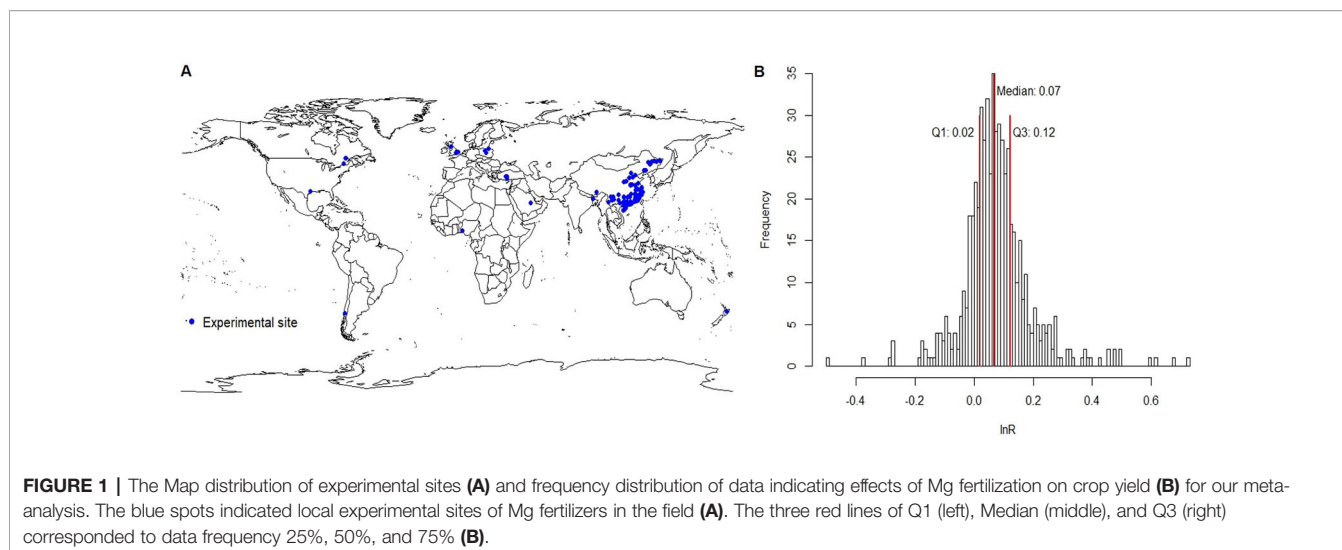
Until now, there has been no attempt made to systematically re-analyze effects of Mg fertilization on crop yield and agronomic efficiencies by summarizing the past experiments worldwide. Factors such as soil available Mg, soil pH, and rates and types of Mg fertilizers precondition yield responses to Mg application. In this study, a meta-analysis was conducted to (1) evaluate overall effects of Mg fertilizers on crop yield and corresponding agronomic efficiencies; (2) understand yield effects of Mg fertilization under different cropping and fertilization conditions; and (3) to estimate how exchangeable Mg and pH levels in the soil affects outcomes of Mg fertilization.

## MATERIALS AND METHODS

### Search Strategy and Data Extraction

To analyze the effect of Mg fertilizers on crop production in the field, a comprehensive literature search was performed using “Magnesium (Mg) fertiliz\*,” “Magnesium (Mg) fertilis\*” in the article title and “crop yield\*” as key terms on Web of Science (<http://apps.webofknowledge.com/>) and China National Knowledge Infrastructure (<http://www.cnki.net/>) electronic databases before November 2019. Data were extracted either directly from tables or indirectly from conversion of original figures in reported studies including crop yield, Mg and sugar concentrations responsive to Mg fertilization around the world (**Figure 1A**; most studies from China, much less from the other countries, and no reports found from Brazil). There were very few physiological and quality data available; hence, corresponding evaluation was not included in this study. Effects of Mg fertilization on yield followed the standard normal distribution (**Figure 1B**). The studies were selected according to the following four criteria: (1) studies containing

**Abbreviations:** N, nitrogen; P, phosphorus; K, potassium; Ca, calcium; Mg, magnesium; AE-Mg, agronomic efficiency of Mg fertilizers; ex-Mg, exchangeable magnesium.



comparisons of magnesium fertilization and without magnesium fertilization (control), (2) representing field experiments, excluding pot experiment in the greenhouse, (3) with Mg fertilization in the soil, excluding foliar Mg application, (4) the study reporting types of crops, yield, the mean, and the number of paired observations (**Supplementary Figure S1**).

## Data Sources

A total of 99 papers (see study list in **Supplementary Data Sheet S1**) with 570 pairwise comparisons qualified for our meta-analysis (396 from China and 174 from other countries). The field trials were reported in ten countries (Bangladesh, Canada, China, Chile, Iran, New Zealand, Nigeria, Poland, Turkey, and United Kingdom) (**Figure 1A**).

## Effect Sizes and Their Modeling

Effects of Mg fertilization on crop yield were evaluated against corresponding control without Mg fertilization by the following equation:

$$\ln R = \ln\left(\frac{X_t}{X_c}\right)$$

where  $\ln R$  represented the natural log of the response ratio (the effect size),  $X_t$  represented the crop yield under Mg fertilization, and  $X_c$  represented the crop yield without Mg fertilization (Hedges et al., 1999; Verena et al., 2012). Given that more than 50% of case studies did not provide a measure of variance, case studies were weighted using numbers of study and experiment by mixed effects models in R. To interpret clearly, the effect on yield was expressed as the percentage change, which was calculated by  $(R-1) \times 100\%$ . A positive percentage change indicated an increase, whereas negative values indicated a decrease due to Mg fertilization. Mean percentage change was considered to be significantly different

from zero if the 95% CI did not overlap with zero (Hedges et al., 1999).

Agronomic Efficiency of Mg fertilizers (AE-Mg) was calculated by the following equation:

$$AE - Mg = (X_t - X_c) / F_{MgO}$$

where  $F_{MgO}$  represented amount ( $\text{kg MgO ha}^{-1}$ ) of Mg fertilizers applied.

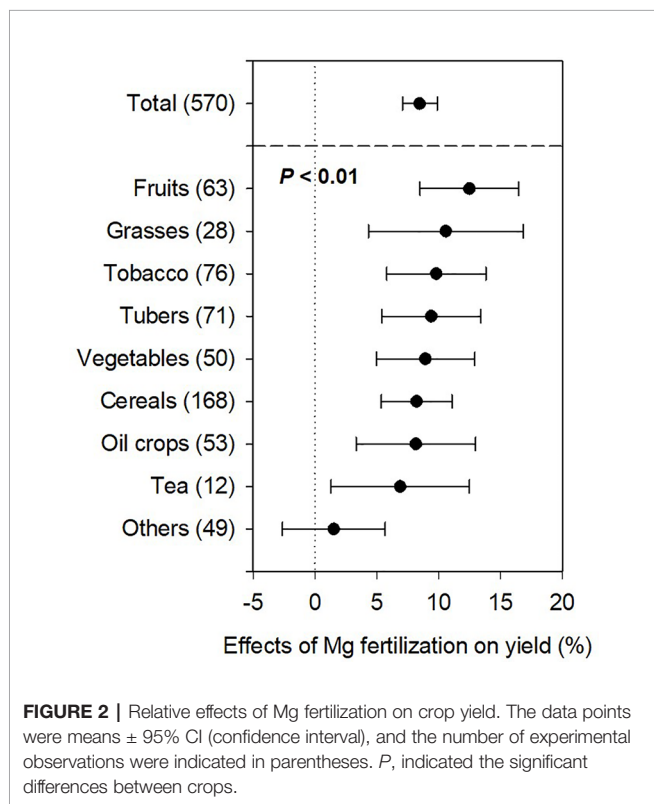
Statistical analysis was performed using mixed effects models in R (version 3.5.1) as follows: (1) the fixed effect, (2) the fixed effect and a random study effect, (3) the fixed effect and random effects of study and experiment nested in the study, and (4) the fixed effect and a unique experiment random effect. Appropriate random effects were identified by AIC (Akaike Information Criterion) and ANOVA analyses (R Stats Packages), with significant difference at  $P < 0.05$  and  $P < 0.01$  (SPSS 20.0).

## Dataset Overview

The resulting dataset contained 570 case studies, covering more than 30 crops across ten countries (**Supplementary Data Sheet S1**). According to crop characteristics and their responses to Mg fertilization, related crops were analyzed in nine groups: cereals (rice, maize, wheat, barley), fruits (apple, banana, pineapple, orange, pomelo, litchi, watermelon, sugar cane), vegetables (cabbage, lettuce, pepper, tomato, cucumber), tubers (potato, sweet potato, cassava, carrot), oil crops (soybean, peanut, canola, sunflower), grasses, tobacco, tea, and other crops (sugar beet, onion, milk thistle, blueberry).

To better interpret the results, soils were empirically divided into acidic ( $<6.5$ ), neutral ( $6.5-7.5$ ), and alkaline ( $>7.5$ ) or Mg deficient ( $<60 \text{ mg kg}^{-1}$ ), moderate ( $60-120 \text{ mg kg}^{-1}$ ), and relatively sufficient ( $>120 \text{ mg kg}^{-1}$ ) types, respectively, according to pH and exchangeable Mg levels in the soil.

Mg fertilizers were classified into two types: (1) slowly released (Mg-S) fertilizers including Mg oxide, Mg hydroxide, dolomite, Mg carbonate, and calcium-Mg phosphate, and (2) rapidly released (Mg-R) fertilizers including Mg sulfate, Mg chloride, and potassium Mg sulfate. Fertilization rates varied in a range of <50, 50–100, and >100 kg MgO ha<sup>-1</sup>.



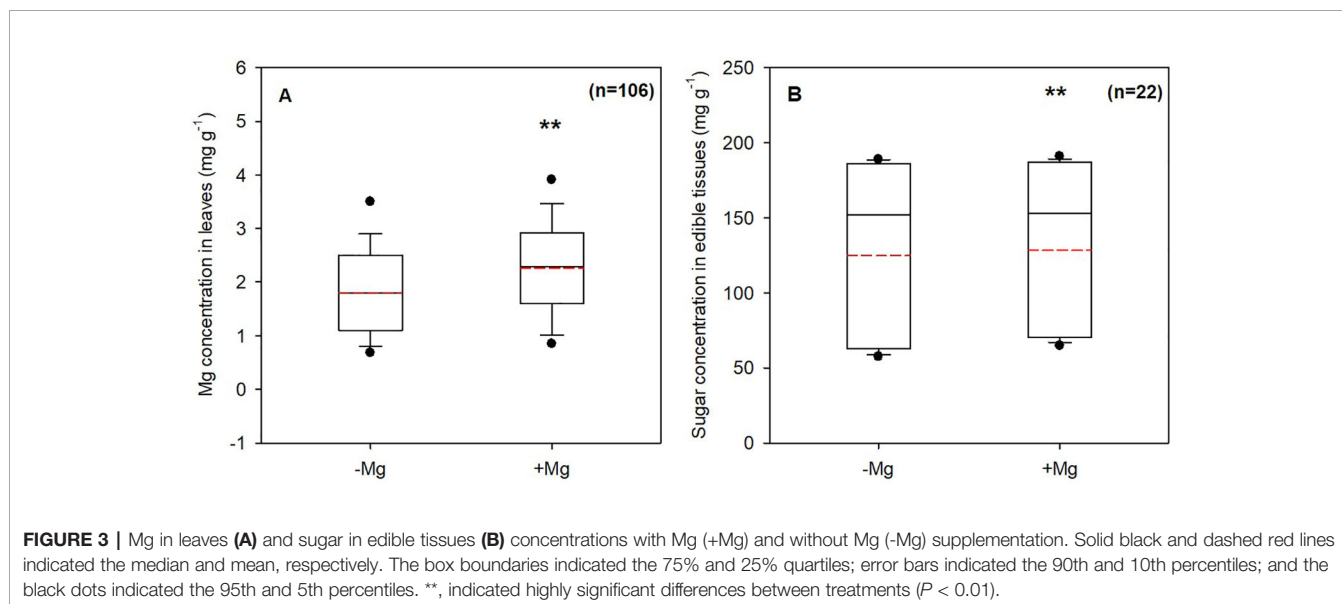
## RESULTS

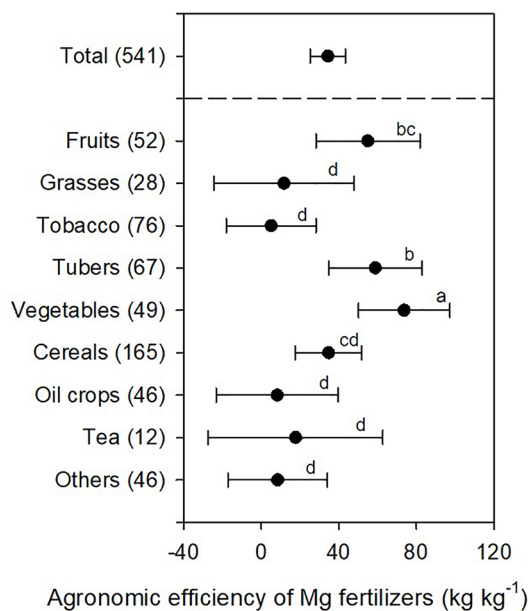
### Magnesium (Mg) Fertilization Enhanced Yield of Most Crops

Magnesium fertilizers generally promoted yield for most crops (**Supplementary Figure S2**) and yield increases varied depending on crop species, soil conditions, Mg fertilization rates, and other factors. The average yield increase in crop production was 8.5% according to our meta-analysis (**Figure 2**). Magnesium fertilization significantly enhanced production of fruits (12.5%), grasses (10.6%), tobacco (9.8%), tubers (9.4%), vegetables (8.9%), cereals (8.2%), oil crops (8.2%), and tea (6.9%), although non-significantly for the other crops (1.5%), compared to the non-Mg supplemented treatment at  $P < 0.05$  (**Figure 2**). Moreover, average yield increases of fruit, grass, tobacco, tuber, and vegetable crops were higher than the overall average, while those of cereal, oil, tea, and other crops were lower (**Figure 2**). Crop responses to Mg differed due to soil and other related conditions. Meta-analysis revealed that Mg concentrations in leaves and sugar concentrations in crops tissues (tubers and beans) increased by 34.3% (**Figure 3A**) and 5.5% (**Figure 3B**) at  $P < 0.01$ , respectively, upon Mg fertilization.

### Agronomic Efficiencies of Mg Fertilizers Were Positively Correlated to Yield Increases of Most Crops

The agronomic efficiency (AE) is an important parameter indicating relative fertilization efficiency in agricultural production. AE of Mg fertilizers was defined as the yield increase per unit of Mg fertilizers applied. On average, AE-Mg was 34.4 kg kg<sup>-1</sup> when 541 cases (amount of Mg fertilization was not reported in 29 cases) were combined in this study (**Figure 4**). Similar to the effect of crop species on yield increases, the agronomic efficiencies of Mg fertilizers (AE-Mg) was also affected by crop species, though in a manner inconsistent with





**FIGURE 4 |** The agronomic efficiency of Mg fertilizers (AE-Mg) in different crops. The data points were means  $\pm$  95% CI (confidence interval), and the number of experimental observations were indicated in parentheses. Small letters indicated the significant differences between different crops ( $P < 0.05$ ).

the former effect. The AE-Mg of vegetable (73.7 kg kg<sup>-1</sup>) was significantly higher than tuber (58.8 kg kg<sup>-1</sup>), fruit (55.0 kg kg<sup>-1</sup>), and cereal (34.7 kg kg<sup>-1</sup>) crops at  $P < 0.05$  (Figure 4). However, there was no significant difference in the AE-Mg between tea, grasses, oil, tobacco, and other crop experiments due to large variations (Figure 4).

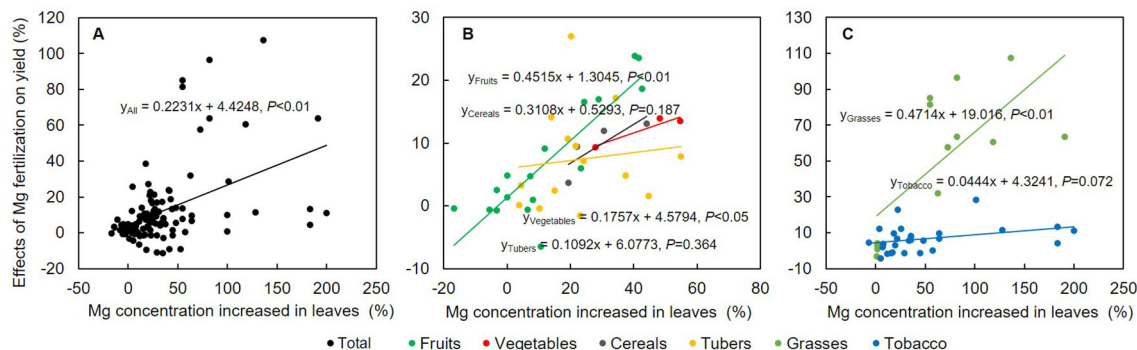
AE-Mg calculation was based on fresh weights of harvested parts of different crops (except dry matter yield for grasses). Higher water content in the harvested organ tended to increase AE-Mg. Responses of crops to Mg (Figure 5) and the amount of Mg fertilizers applied (Figure 6) also affected the AE-Mg. Among four types of crops (vegetables, tubers, fruits, and

cereals) responsive to Mg fertilization (Figure 4), yield increases in vegetables ( $P < 0.05$ ) and fruits ( $P < 0.01$ ) had significant correlation with Mg concentrations (Figure 5B).

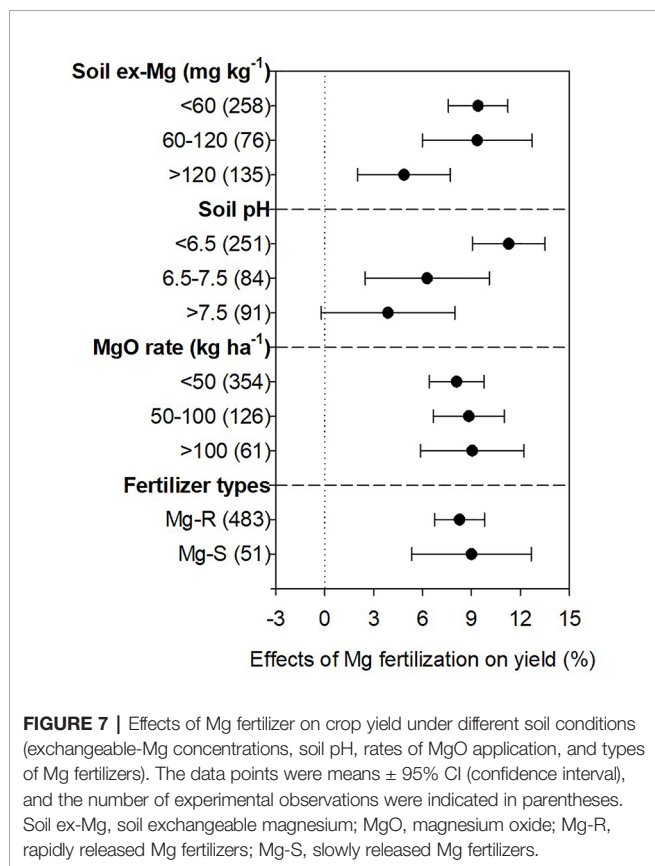
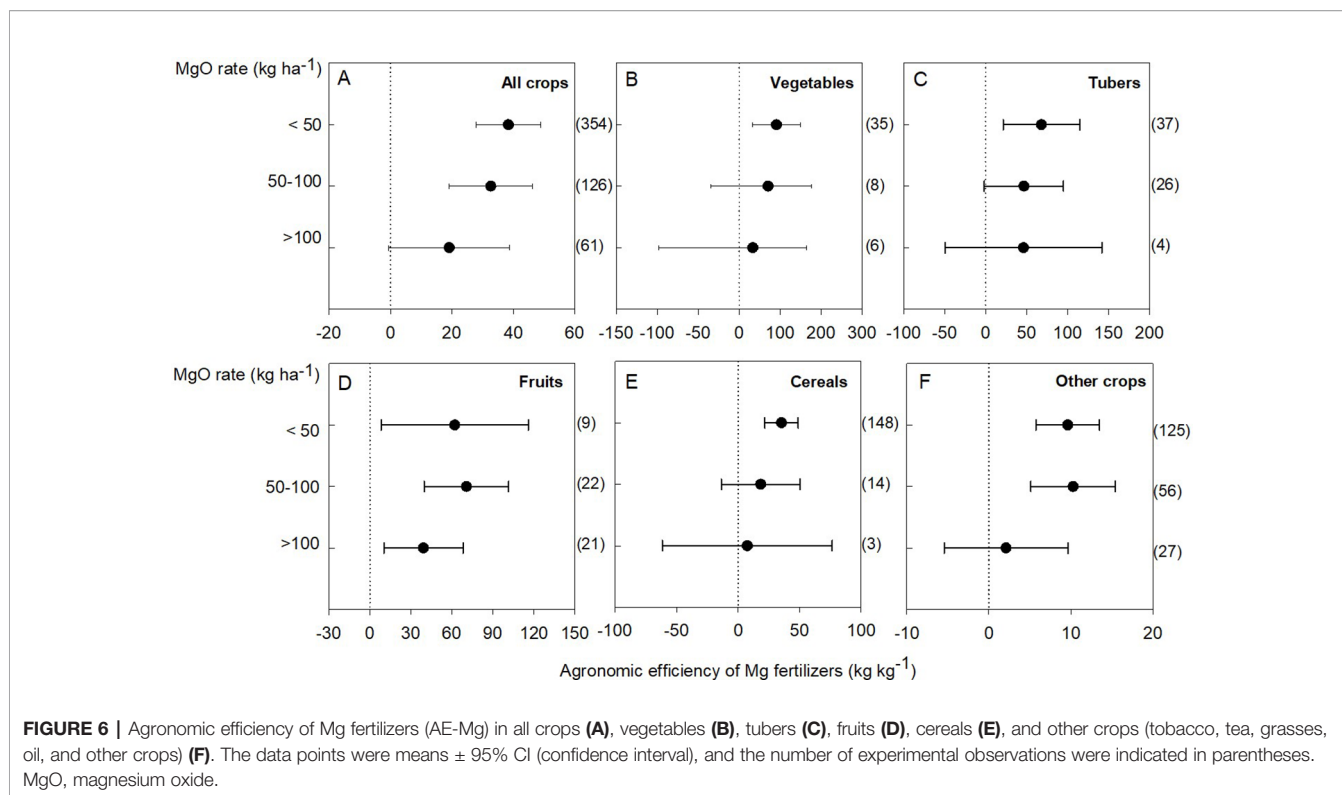
Generally, the AE-Mg responded to Mg application when lower than 100 kg MgO ha<sup>-1</sup> was applied (Figure 6A). Although there was no data for sugarcane (in the fruits group) and sugar beet (in the other crops group) under Mg fertilization lower than 50 kg MgO ha<sup>-1</sup>, the AE-Mg in vegetable (90.8 kg kg<sup>-1</sup>), tuber (68.0 kg kg<sup>-1</sup>), and cereal (35.3 kg kg<sup>-1</sup>) crops was responsive to Mg fertilization lower than 50 kg MgO ha<sup>-1</sup> (Figures 6B, C, E); the AE-Mg in fruit (62.0 kg kg<sup>-1</sup>) (Figure 6D) and other crops (9.6 kg kg<sup>-1</sup>) (Figure 6F) was responsive even in the range of 50–100 kg MgO ha<sup>-1</sup>. Notably, fruit crops responded to Mg application higher than 100 kg MgO ha<sup>-1</sup> (Figure 6E). The difference was probably due to differential responses of crops to Mg, which conferred yield variations in relation to concentration changes of Mg in leaves (Figure 5). Importantly, there was a significant positive linear correlation between the crop yield and Mg concentration in leaves ( $P < 0.01$ , Figure 5A). With regard to different crop categories, the linear correlation was significant for vegetables ( $P < 0.05$ ), fruits, and grasses ( $P < 0.01$ ) (Figures 5B, C).

## Soil Conditions and Fertilizer Types Affected Fertilization Effects

Crop roots explore heterogeneously available mineral nutrients in the soil for absorption to sustain plant growth and development (Hodge, 2004; Nibau et al., 2008). Soil conditions, e.g. concentrations of exchangeable Mg and soil pH levels, have a direct effect on Mg availability to crops thereby affecting crop yield in the long run (Foy and Barber, 1958; Fox and Piekielek, 1984; Clark et al., 1997). Our meta-analysis suggested obvious stimulatory effects of Mg fertilization on crop yield in Mg-deficient acidic soils (Figure 7). Crop yield increased by 9.4%, 9.4%, and 4.9% due to Mg fertilization respectively under Mg deficient (exchangeable Mg <60 mg kg<sup>-1</sup>), moderate (60–120 mg kg<sup>-1</sup>), and relatively sufficient (> 120 mg kg<sup>-1</sup>) conditions. Similarly, Mg improved crop production by 11.3%, 6.3%, and 3.9% respectively under acid (pH <6.5), neutral (pH 6.5–7.5),



**FIGURE 5 |** The relationship between effects of Mg fertilization on yield and variations in Mg concentrations in all crops (A), vegetables, tubers, fruits, cereals (B), grasses and tobacco (C). Individual crop was represented by colored circle, and the response relation is fitted by a straight line of the same color line.  $P$ -value, indicated the significance of the results.

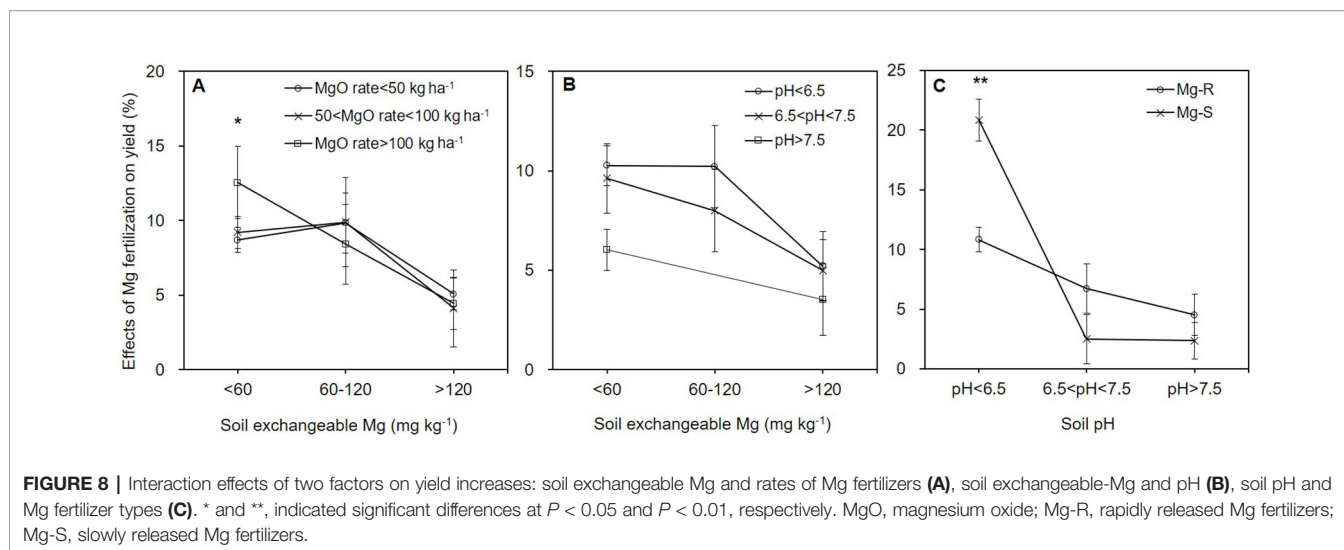


and alkaline (pH >7.5) soil conditions (Figure 7). Yield increases were positively correlated with the amount of Mg fertilizers especially at application levels higher than 100 kg MgO ha<sup>-1</sup> (9.0% yield-increment, Figure 7). Nevertheless, two different types of Mg fertilizers Mg-R (8.3%) and Mg-S (9.0%) showed no significant difference in yield improvement (Figure 7).

### Interaction Effects of Ex-Mg and Fertilization Rates, Ex-Mg and pH, and pH and Fertilizer Types

Given large variations in fertilization regimes and soil conditions in field experiments, it's necessary to evaluate interaction effects of different influential factors on stimulatory effects of Mg fertilization on yield. The ex-Mg level was the significant factor compared with application rates of Mg fertilizers ( $P < 0.05$ , Table S1). With exchangeable-Mg concentrations in the soil increasing, crop yield responded moderately or slightly to Mg fertilization. Notably, Mg application higher than 100 kg MgO ha<sup>-1</sup> in Mg deficient soils gave rise to the largest yield gain (12.5%) (Figure 8A). Adjustment of MgO rates caused no significant difference in soils with moderate or relatively sufficient ex-Mg (Figure 8A).

Indeed, the effect of Mg-fertilizers on crop production was combinatorically determined by pH levels and ex-Mg status of soils ( $P = 0.803$ , Supplementary Table S2), with the ex-Mg concentration as a main influential factor ( $P = 0.05$ , Supplementary Table S2). Average yield increases derived from Mg-fertilization under Mg deficiency were greater than those under moderate or relatively sufficient Mg conditions regardless of variations in soil pH (Figure 8). However, the



interaction effect of soil pH and Mg-fertilizer types was significant ( $P < 0.05$ , **Supplementary Table S3**). The Mg-S type significantly improved crop yield (20.9%) compared to the Mg-R type (10.8%) in acidic soils ( $P < 0.01$ , **Figure 8C**). Mg-S type also has a certain effect on improving soil acidity, which indirectly improves the utilization efficiency; and Mg-R performed better than Mg-S in neutral and alkaline soils (**Figure 8C**).

## DISCUSSION

### Magnesium Application Increases Crop Yield

Magnesium plays essential roles in ensuring crop productivity (Senbayram et al., 2015); unfortunately, Mg concentration in wheat, fruits, and vegetables has declined over the past 50 years (Andrea, 2013). Latent and acute Mg deficiencies are common phenomena in crop production (Römheld and Kirkby, 2007). Magnesium fertilization improves crop yield in the field (Mahdi et al., 2012; Kashinath et al., 2013; Nedim and Daml, 2015). Given large variations in crop species, fertilization regimes, and soil and climatic conditions in field experiments, it's necessary to systemically evaluate or quantify the overall effects of Mg fertilization on crop yield, corresponding agronomic efficiencies, and how pH and exchangeable Mg levels influence effects of Mg fertilization. Here, we selected 396 sets of observations from China and 174 outside of China to analyze how soil application of Mg fertilizers affect crop production in the field.

Our meta-analysis showed higher yield in fruit, grass, tobacco, tuber, vegetable, cereal, oil crop, tea, and other crops production with an overall 8.5% increase (**Figure 2**) when reasonable amount of Mg (i.e., 94.1, 46.9, 54.1, 58.3, 43.5, 27.8, 47.2, 34.1, and 76.8 kg MgO ha<sup>-1</sup>, respectively) was applied. Under Mg deficiency, Mg fertilization leads to large yield increases; when not deficient, applied Mg meets high demand of crops during their rapid growth period. Alternatively, high

concentrations of ions such as K<sup>+</sup>, Ca<sup>2+</sup>, and NH<sub>4</sub><sup>+</sup> likely antagonize Mg<sup>2+</sup> uptake (Mulder, 1956; Seggewiss and Jungk, 1988; Wilkinson et al., 1990; Marschner, 2012); therefore, Mg fertilization upscales the Mg<sup>2+</sup> proportion and weakens other cationic antagonism in the soil solution. Magnesium deficiency hampers nutrient uptake and reduces the leaf growth rate, affecting the assimilate supply to growing roots and their capacity to acquire nutrients and ultimately decreases the yield (Cakmak and Kirkby, 2008).

Magnesium is key component of several biological processes (CO<sub>2</sub> fixation in photosynthesis, photophosphorylation, protein and chlorophyll synthesis, phloem loading, and translocation of assimilates) in leaves (Cakmak and Yazici, 2010). The photosynthetic assimilates from leaves are transported to the sink organs (such as roots, shoot tips, and seeds), and stored as starch or converted to hexoses (Cakmak et al., 1994; Hermans et al., 2005; Lemoine et al., 2013) to increase crop yield under sufficient Mg status (Brohi et al., 2000; Laing et al., 2000). Sucrose transport from source to sink tissues occurs through phloem by invertase and sucrose synthase enzymes (Sturm and Tang, 1999; Winter and Huber, 2000; Welham et al., 2009). Hence, appropriate Mg concentration in leaves is essential to ensure activities of enzymes involved in source-to-sink transport of Mg and sugars, which can be achieved by planting proper species as well as managing Mg fertilizer rates (White and Broadley, 2009).

Mg<sup>2+</sup> and closely related sugar production in leaves are of utmost importance for biomass accumulation and grain development (Koch, 1996; Orlovius and McHoul, 2015). Mg<sup>2+</sup> also promotes assimilate partitioning and translocation to source tissues (Cakmak and Kirkby, 2008; Cakmak, 2013). Mg-deficiency reduces grain weight and lowers grain quality in wheat (Ceylan et al., 2016). We found that sugar concentrations in crops increased when Mg was applied compared to those without Mg application (**Figure 3B**). Enhanced sugar accumulation due to Mg fertilization is beneficial for crop production, regardless of plant species (Strebel and Duynisveld, 1989; Marschner, 2012; Orlovius and McHoul, 2015).

## Agronomic Efficiencies of Mg Fertilizers Varies Depending on Crop Species

Mg<sup>2+</sup> plays a critical role in regulating photosynthesis (Sun and Payn, 1999); Mg deficiency severely down-regulates photosynthesis rates, photo assimilates transport to sinks and crop yield (Nèjia et al., 2016). Magnesium application promoted Mg concentration in leaves (**Figure 3A**) and crop yield (**Figure 2**). The increased Mg concentration in leaves favored yield increases in all crops (**Figure 5A**) and significant responses were observed in fruits ( $P < 0.01$ ), vegetables ( $P < 0.05$ ) (**Figure 5B**), and grasses ( $P < 0.01$ , **Figure 5C**). However, the agronomic efficiencies of Mg fertilizers (AE-Mg) showed a different pattern due to variations in uptake or utilization of Mg across crop species (**Figure 4**). We analyzed 541 dataset and identified the AE-Mg as 34.4 kg kg<sup>-1</sup> on average (**Figure 4**). Vegetables were always most responsive to Mg application, and cereals were least responsive (**Figure 4**). Even for cereals, the AE-Mg was 34.7 kg kg<sup>-1</sup> (**Figure 4**), dramatically higher than that of nitrogen (8.0–10.4 kg kg<sup>-1</sup>), phosphorus (7.3–9.0 kg kg<sup>-1</sup>), and potassium (5.3–6.3 kg kg<sup>-1</sup>) (Zhang et al., 2008). Plants generally have similar concentrations of Mg and P (Marschner, 2012); However, in contrast to long-term NPK fertilization, Mg removal from the soil by crop harvest has not been supplemented and Mg is more easily leached (Schachtschabel, 1954; Grzebise, 2011; Gransee and Führs, 2013), resulting in larger yield effects and higher AE-Mg upon Mg application.

## Soil Conditions Primarily Determine Yield Effects of Mg Fertilization

Soil pH directly affects magnesium release from clay minerals and Mg uptake by plants (Schubert et al., 1990). Exchangeable Mg at pH <6.0 becomes non-exchangeable when soil pH becomes higher than 6.5 (Chan et al., 1979; Hailes et al., 1997). Mg is subjected to leaching in acidic soils, and H<sup>+</sup>, Al<sup>3+</sup>, and Mn<sup>2+</sup> in rhizosphere may interfere with Mg uptake, thus hampering crop yield (Metson, 1974; Mayland and Wilkinson, 1989). Mg fertilization not only increases bioavailability of Mg<sup>2+</sup>, but also mitigates Al<sup>3+</sup> and Mn<sup>2+</sup> toxicity (Bot et al., 1990; Goss and Carvalho, 1992; Bose et al., 2011; Marschner, 2012). Therefore, dramatic yield increases were observed when exchangeable Mg was lower than 60 mg kg<sup>-1</sup> or pH was below 6.5, with less extent of yield effects under other conditions (**Figure 7**). Crops cultivated on Mg deficient soils show positive responses to the applied Mg fertilizers depending on the rate and timing of application (White and Broadley, 2009; Grzebisz, 2013). Thus, the application of Mg fertilizer in the acidic and Mg deficient soil is very important for crop nutrient management.

The yield effect was the largest in the magnesium deficient soil irrespective of MgO rates (**Figure 8A**) and soil pH (**Figure 8B**). Although exchangeable-Mg levels were the primary factors determining yield increases (**Supplementary Tables S1 and S2**), there were clear interactions between soil pH and fertilizer types (**Supplementary Table S3**). Mg fertilizers are generally

classified into rapidly released (Mg-R) and slowly released (Mg-S) types with distinct particle size and water solubility (Mayland and Wilkinson, 1989; Härdter et al., 2004; Loganathan et al., 2005). Mg-S releases slowly and improved yield more efficiently as compared to Mg-R (**Figure 8C**). Mg-S is also efficiently absorbed by crops and neutralizes soil acids. Both Mg-R and Mg-S improved crop yield with no significant difference between two types of Mg fertilizers (**Figure 8**).

## CONCLUSIONS

Magnesium has similar concentrations to phosphorus in plant tissues. However, Mg is easily leached out in acidic soils and competition of excessive cations makes Mg less available to plant roots. Unfortunately, Mg deficiency is not well aware by farmers. Thus, Mg limitation is becoming an increasingly severe limitation factor in crop production. Our analysis suggested that Mg application improved crop yield by 8.5% under various field conditions across the world, along with elevation of Mg and sugar concentrations in plant tissues. The yield increase was 10.6% under severe Mg deficiency and 10.8% when soil pH was lower than 6.5.

The agronomic efficiency of magnesium fertilizers was 34.4 kg kg<sup>-1</sup> and increased up to 38.3 kg kg<sup>-1</sup> at lower MgO levels (0–50 kg ha<sup>-1</sup>), which is dramatically higher than that of nitrogen, phosphorus, and potassium. Our findings indicate that it is more efficient in terms of yield improvement by applying Mg fertilizers compared to application of other macronutrients, opening up a novel path towards high nutrient efficiency, balanced fertilization for high crop yield and quality, as well as sustainable development of agriculture.

## AUTHOR CONTRIBUTIONS

XL and FZ designed research. ZW, MH, FN, and LW collected data. ZW and XL wrote the paper. FZ revised the manuscript. All authors approved the final manuscript.

## FUNDING

This work was funded by the International Magnesium Institute (IMI, Fujian Agriculture and Forestry University, China) and Chinese National Basic Research Program (2015CB150400).

## SUPPLEMENTARY MATERIAL

The Supplementary Material for this article can be found online at: <https://www.frontiersin.org/articles/10.3389/fpls.2019.01727/full#supplementary-material>

**SUPPLEMENTARY DATA SHEET S1** | Study list used for meta-analysis.



## REFERENCES

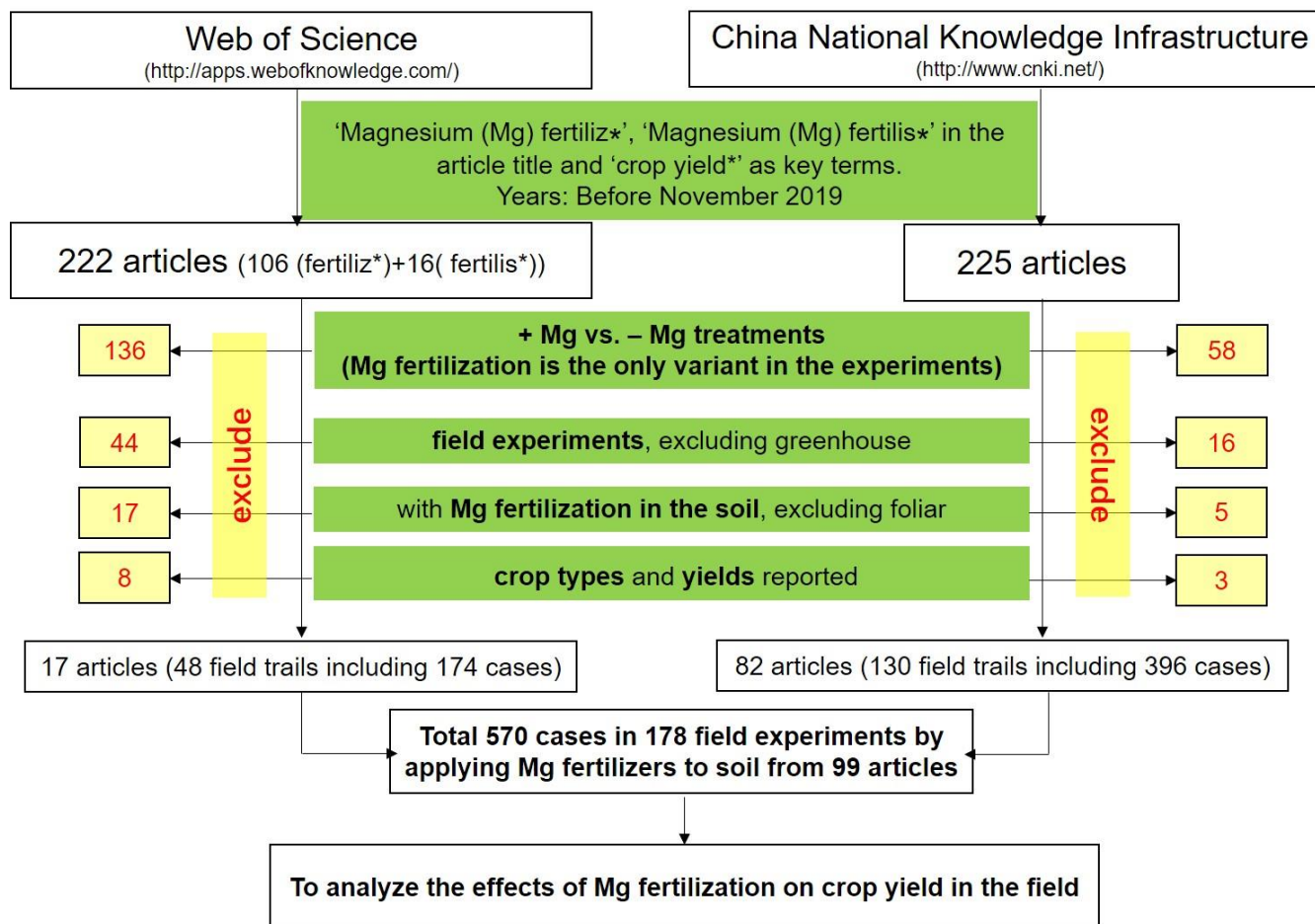
- Aggangan, N. S., Dell, B., and Malajczuk, N. (1996). Effects of soil pH on the ectomycorrhizal response of Eucalyptus urophylla seedlings. *New Phytol.* 134 (3), 539–546. doi: 10.1111/j.1469-8137.1996.tb04372.x
- Andrea, R. (2013). Changing crop magnesium concentrations: impact on human health. *Plant Soil* 368, 139–153. doi: 10.1007/s11104-012-1471-5
- Bergmann, W. (1992). *Nutritional disorders of plants-development, visual and analytical diagnosis* (Germany: Gustav Fischer Verlag).
- Binh, T. N., Thanh, K. D., Thanh, V. T., Mui, K. D., Curtis, J. D., Phuc, V. L., et al. (2018). High soil Mn and Al, as well as low leaf P concentration, may explain for low natural rubber productivity on a tropical acid soil in Vietnam. *J. Plant Nutr.* 41 (7), 903–914. doi: 10.1080/01904167.2018.1431674
- Bose, J., Babourina, O., and Rengel, Z. (2011). Role of Mg in alleviation of aluminium toxicity in plants. *J. Exp. Bot.* 62, 2251–2264. doi: 10.1093/jxb/erq456
- Bot, J. L., Goss, M. J., Carvalho, M. J. G. P. R., Van Beusichem, M. L., and Kirkby, E. A. (1990). The significance of the magnesium to manganese ratio in plant tissues for growth and alleviation of manganese toxicity in tomato (*Lycopersicon esculentum*) and wheat (*Triticum aestivum*) plants. *Plant Soil* 124, 205–210. doi: 10.1007/BF00009261
- Brohi, A. R., Karaman, M. R., Topbas, M. T., Aktas, A., and Savasli, E. (2000). Effect of potassium and magnesium fertilization on yield and nutrient content of rice crop grown on artificial siltation soil. *Turk. J. Agric. For.* 24, 429–435. doi: 5000029240
- Cakmak, I., and Kirkby, E. A. (2008). Role of magnesium in carbon partitioning and alleviating photooxidative damage. *Physiol. Plantarum* 133, 692–704. doi: 10.1111/j.1399-3054.2007.01042.x
- Cakmak, I., and Yazici, A. M. (2010). Magnesium: a forgotten element in crop production. *Better Crops* 94, 23–25. www.researchgate.net/publication/291869977.
- Cakmak, I., Hengeler, C., and Marschner, H. (1994). Changes in phloem export of sucrose in leaves in response to phosphorus, potassium and Mg deficiency in bean plants. *J. Exp. Bot.* 45, 1251–1257. doi: 10.1093/jxb/45.9.1251
- Cakmak, I. (2013). Magnesium in crop production, food quality and human health. *Plant Soil* 368, 1–4. doi: 10.1007/s11104-013-1781-2
- Ceylan, Y., Kutman, U. B., Mengutay, M., and Cakmak, I. (2016). Magnesium applications to growth medium and foliage affect the starch distribution, increase the grain size and improve the seed germination in wheat. *Plant Soil* 406, 145–156. doi: 10.1007/s11104-016-2871-8
- Chan, K. Y., Davey, B. G., and Geering, H. R. (1979). Adsorption of Mg and calcium by a soil with variable charge. *Soil Sci. Soc. Am. J.* 43, 301–304. doi: 10.2136/sssaj1979.03615995004300020012x
- Clarka, R. B., Zetola, S. K., Ritchey, K. D., and BaligarMaize, V. C. (1997). Maize growth and mineral acquisition on acid soil amended with flue gas desulfurization by-products and magnesium. *Commun. Soil Sci. Plan.* 28 (15–16), 1441–1459. doi: 10.1080/00103629709369886
- Fischer, E. S. (1997). Photosynthetic irradiance curves of Phaseolus vulgaris under moderate or severe magnesium deficiency. *Photosynthetica* 33 (3), 385–390.
- Fox, R. H., and Piekielek, W. P. (1984). Soil magnesium level, corn (*Zeamays L.*) yield, and magnesium uptake. *Commun. Soil Sci. Plan.* 15, 109–123. doi: 10.1080/00103628409367459
- Foy, C. D., and Barber, S. A. (1958). Magnesium deficiency and corn yield on two acid Indiana soils. *Soil Sci. Soc. Am. J.* 22 (2), 145–148. doi: 10.2136/sssaj1958.03615995002200020014x
- Goss, M. J., and Carvalho, M. J. G. P. R. (1992). Manganese toxicity: the significance of magnesium for the sensitivity of wheat plants. *Plant Soil* 139, 91–98. doi: 10.1007/bf00012846
- Graeff, S., Steffens, D., and Schubert, S. (2001). Use of reflectance measurements for the early detection of N, P, Mg and Fe deficiencies in *Zea mays L.* *J. Plant Nutr. Soil Sci.* 164, 445–450. doi: 10.1002/1522-2624(200108)164:4<445::AID-JPLN445>3.0.CO;2-1
- Gransee, A., and Führs, H. (2013). Magnesium mobility in soils as a challenge for soil and plant analysis, magnesium fertilization and root uptake under adverse growth conditions. *Plant Soil* 368, 5–21. doi: 10.1007/s11104-012-1567-y
- Grzebisz, W. (2011). Magnesium - food and human health. *J. Elementol.* 16, 299–323. doi: 10.5601/jelem.2011.16.2.13
- Grzebisz, W. (2013). Crop response to magnesium fertilization as affected by nitrogen supply. *Plant Soil* 368, 23–39.
- Guo, J., Vogt, R. D., Zhang, X., Zhang, Y., Seip, H. M., and Tang, H. (2004). Ca–H–Al exchanges and aluminium mobility in two Chinese acidic forest soils: a bath experiment. *Environ. Geol.* 45, 1148–1153. doi: 10.1007/s00254-004-0979-2
- Härdter, R., Rex, M., and Orlovius, K. (2004). Effects of different Mg fertilizer sources on the magnesium availability in soils. *Nutr. Cycl. Agroeco.* 70, 249–259. doi: 10.1007/s10705-005-0408-2
- Hailes, K. J., Aitken, R. L., and Menzies, N. W. (1997). Magnesium in tropical and subtropical soils from north-eastern Australia. II. Response by glass house grown maize to applied magnesium. *Aust. J. Soil Res.* 35, 629–641. doi: 10.1071/s96082
- Hariadi, Y., and Shabala, S. (2004). Screening broad beans (*Vicia faba*) for magnesium deficiency. I. Growth characteristics, visual deficiency symptomatology and plant nutritional status. *Funct. Plant Biol.* 31, 529–537. doi: 10.1071/fp03201
- Hedges, L. V., Gurevitch, J., and Curtis, P. S. (1999). The meta-analysis of response ratios in experimental ecology. *Ecology* 80, 1150–1156. doi: 10.2307/177062
- Hermans, C., Johnson, G. N., Strasser, R. J., and Verbruggen, N. (2004). Physiological characterization of magnesium deficiency in sugar beet: acclimation to low magnesium differentially affects photosystems I and II. *Planta* 220, 344–355. doi: 10.1007/s00425-004-1340-4
- Hermans, C., Bourgis, F., Faucher, M., Strasses, R. J., Delrot, S., and Verbruggen, N. (2005). Magnesium deficiency in sugar beets alters sugar partitioning and phloem lading in young mature leaves. *Planta* 220, 541–549. doi: 10.2307/23388758
- Hodge, A. (2004). The plastic plant: root responses to heterogeneous supplies of nutrients. *New Phytol.* 162, 9–24. doi: 10.1111/j.1469-8137.2004.01015.x
- Jeroen, H. F., de Baaij, Joost, G. J., Hoenderop, René, J. M., and Bindels, (2015). Magnesium in man: implications for health and disease. *Physiol. Rev.* 95, 1–46. doi: 10.1152/physrev.00012.2014
- Kashinath, B. L., Ganesha, A. N., Murthy, Senthivel, T., James, P. G., and Sadashiva, A. T. (2013). Effect of applied magnesium on yield and quality of tomato in Alfisols of Karnataka. *J. Hortic. Sci.* 8 (1), 55–59. doi: 10.4239/wjd.v4.i4.157
- Koch, K. E. (1996). Carbohydrate modulated gene expression in plants. *Plant Mol. Biol.* 47, 509–540. doi: 10.1146/annurev.arplant.47.1.509
- Laing, W., Greer, D., Sun, O., Beets, P., Lowe, A., and Payn, T. (2000). Physiological impacts of Mg deficiency in *Pinus radiata*: growth and photosynthesis. *New Phytol.* 146, 47–57. doi: 10.1046/j.1469-8137.2000.00616.x
- Lemoine, R., Sylvain La, C., Rossitza, A., Fabienne, D., Thierry, A., and Nathalie, P. (2013). Source-to-sink transport of sugar and regulation by environmental factors. *Front. Plant Sci.* 4, 272–292. doi: 10.3389/fpls.2013.00272
- Loganathan, P., Hanly, J. A., and Currie, L. D. (2005). Effect of serpentine rock and its acidulated products as magnesium fertilisers for pasture, compared with magnesium oxide and Epsom salts, on a Pumice Soil. II. Dissolution and estimated leaching loss of fertiliser magnesium. *New Zeal. J. Agr. Res.* 48, 461–471. doi: 10.1080/00288233.2005.9513680
- Mahdi, B., Yasser, E., Abolfazl, T., and Ahmad, A. (2012). Efficacy of different iron, zinc and magnesium fertilizers on yield and yield components of barley. *Afr. J. Microbiol. Res.* 6 (28), 5754–5756. doi: 10.5897/AJMR11.1638
- Marschner, P. (2012). *Marschner's mineral nutrition of higher plants. 3rd edn* (Netherlands: Amsterdam).
- Mayland, H. F., and Wilkinson, S. R. (1989). Soil factors affecting magnesium availability in plant-animal systems: A review. *J. Anim. Sci.* 67, 3437–3444. doi: 10.2527/jas1989.67123437x
- Metson, A. J. (1974). Magnesium in New Zealand soils. I. Some factors governing the availability of soil magnesium: A review. *New Z. J. Exp. Agric.* 2, 277–319. doi: 10.1080/03015521.1974.10427689
- Mikkelsen, R. (2010). Soil and fertilizer magnesium. *Better Crops* 94, 26–28. www.researchgate.net/publication/308795926.
- Mohebbi, S., and Mahler, R. L. (1989). The effect of soil pH on wheat and lentils grown on an agriculturally acidified northern Idaho soil under greenhouse conditions. *Commun. Soil Sci. Plan.* 20, 359–381. doi: 10.1080/00103628909368088
- Mulder, E. G. (1956). Nitrogen-magnesium relationships in crop plants. *Plant Soil* 7, 341–376. doi: 10.1007/BF01394322

- Nèjia, F., Amine, E., Walid, Z., Abderrazak, S., Chedly, A., and Mokded, R. (2016). Effects of magnesium deficiency on photosynthesis and carbohydrate partitioning. *Acta Physiol. Plant* 38, 145. doi: 10.1007/s11738-016-2165-z
- Nedim, O., and Daml, B. O. (2015). Effect of Mg fertilization on some plant nutrient interactions and nut quality properties in Turkish hazelnut (*Corylus avellana* L.). *Sci. Res. Essays* 10 (14), 465–470. doi: 10.5897/SRE2014.5811
- Nibau, C., Gibbs, D. J., and Coates, J. C. (2008). Branching out in new directions: the control of root architecture by lateral root formation. *New Phytol.* 179, 595–614. doi: 10.1111/j.1469-8137.2008.02472.x
- Orlovius, K., and McHoul, J. (2015). Effect of two magnesium fertilizers on leaf magnesium concentration, yield, and quality of potato and sugar beet. *J. Plant Nutr.* 38 (13), 2044–2054. doi: 10.1080/01904167.2014.958167
- Papenfuß, K. H., and Schlichting, E. (1979). Bestimmen de faktoren des Mg-haushaltes von böden in der bundesrepublik deutschland. *Magneiums-B.* 1, 12–14.
- Pol, F., and Traore, B. (1993). Soil nutrient depletion by agricultural production in Southern Mali. *Fert. Res.* 36, 79–90. doi: 10.1007/BF00749951
- Ridolfi, M., and Garrec, J. P. (2000). Consequences of an excess Al and a deficiency in Ca and Mg for stomatal functioning and net carbon assimilation of beech leaves. *Ann.For. Sci.* 57 (3), 209–218. doi: 10.1051/forest:2000112
- Robert, K. R., and Helen, E. G. (2004). Magnesium deficiency and osteoporosis: animal and human observations. *J. Nutr. Biochem.* 15 (12), 710–716. doi: 10.1016/j.jnutbio.2004.08.001
- Römheld, V., and Kirkby, E. A. (2007). Magnesium functions in crop nutrition and yield. *Proc. Conf. Cambridge*, 151–171.
- Schachtschabel, P. (1954). Das pflanzenverfügbare magnesium des bodens und seine bestimmung. *J. Plant Nutr. Soil Sci.* 67, 9–23. doi: 10.1002/jpln.19540670103
- Scheffer, F., and Schachtschabel, P. (2002). *Lehrbuch der Bodenkunde* (Heidelberg: Spektrum Akademischer Verlag).
- Schubert, S., Schubert, E., and Mengel, K. (1990). Effect of low pH of the root medium on proton release, growth, and nutrient uptake of field beans (*Vicia faba*). *Plant Soil* 124, 239–244. doi: 10.1007/BF00009266
- Seggewiss, B., and Jungk, A. (1988). Einfluss der kaliumdynamik im wurzelnahen boden auf die Mg aufnahme von pflanzen. *J. Plant Nutr. Soil Sci.* 151, 91–96. doi: 10.1002/jpln.19881510205
- Senbayram, M., Bol, R., Dixon, L., Fisher, A., Stevens, C., Quinton, J., et al. (2015). Potential use of rare earth oxides as tracers of organic matter in grassland. *J. Plant Nutr. Soil Sci.* 178, 288–296. doi: 10.1002/jpln.201400465
- Strebel, O., and Duynisveld, W. H. M. (1989). Nitrogen supply to cereals and sugar beet by mass flow and diffusion on a silty loam soil. *J. Plant Nutr. Soil Sci.* 152 (2), 135–141. doi: 10.1002/jpln.19891520202
- Sturm, A., and Tang, G. Q. (1999). The sucrose-cleaving enzymes of plants are crucial for development, growth and carbon partitioning. *Trends Plant Sci.* 4, 401–407. doi: 10.1016/s1360-1385(99)01470-3
- Sun, O. J., and Payn, T. W. (1999). Magnesium nutrition and photosynthesis in *Pinus radiata*: clonal variation and influence of potassium. *Tree Physiol.* 19 (8), 535–540. doi: 10.1093/treephys/19.8.535
- Verena, S., Navin, R., and Jonathan, A. F. (2012). Comparing the yields of organic and conventional agriculture. *Nature* 485, 229–232. doi: 10.1038/nature11069
- Wang, J., Zhang, H., Xu, F., Xu, F., Zhang, K., and Zhang, Y. (2014). The antagonism of aluminum against fluoride-induced oxidative stress and c-Fos overexpression in rat testes. *Toxicol. Mech. Method.* 26 (2), 132–138. doi: 10.3109/15376516.2013.869779
- Welham, T., Pike, J., Horst, I., Flegel, E., Katinakis, P., Kaneko, T., et al. (2009). A cytosolic invertase is required for normal growth and cell development in the model legume, *Lotus japonicus*. *J. Exp. Bot.* 60 (12), 3353–3365. doi: 10.1093/jxb/erp169
- White, P. J., and Broadley, M. R. (2009). Biofortification of crops with seven mineral elements often lacking in human diets- iron, zinc, copper, calcium, magnesium, selenium and iodine. *New Phytol.* 182, 49–84. doi: 10.1111/j.1469-8137.2008.02738.x
- Wilkinson, S. R., Welch, R. M., Mayland, H. F., and Grunes, D. L. (1990). Magnesium in plants: uptake, distribution, function, and utilization by man and animals. In: Siegel, Helmut, (ed.) *Metal Ions in Biological Systems*. (New York and Basel, Switzerland: Marcel Dekker, Inc.). 33–56. https://eprints.nwsl.ars.usda.gov/id/eprint/776
- Winter, H., and Huber, S. C. (2000). Regulation of sucrose metabolism in higher plants: localization and regulation of activity of key enzymes. *Crit. Rev. Biochem. Mol.* 35 (4), 253–289. doi: 10.1080/10409230008984165
- Zhang, F. S., Wang, J. Q., Zhang, W. F., Cui, Z. L., Ma, W. Q., Chen, X. P., et al. (2008). Nutrient use efficiencies of major cereal crops in China and measures for improvement. *Acta Pedologica Scientia* 5 (45), 915–924. doi: 10.1163/156939308783122788
- Zhu, M., Jiang, X., and Ji, G. (2004). Experimental investigation on aluminum release from haplic acrisols in southeastern China. *Appl. Geochem.* 19, 981–990. doi: 10.1016/j.apgeochem.2003.12.004

**Conflict of Interest:** The authors declare that the research was conducted in the absence of any commercial or financial relationships that could be construed as a potential conflict of interest.

Copyright © 2020 Wang, Hassan, Nadeem, Wu, Zhang and Li. This is an open-access article distributed under the terms of the Creative Commons Attribution License (CC BY). The use, distribution or reproduction in other forums is permitted, provided the original author(s) and the copyright owner(s) are credited and that the original publication in this journal is cited, in accordance with accepted academic practice. No use, distribution or reproduction is permitted which does not comply with these terms.

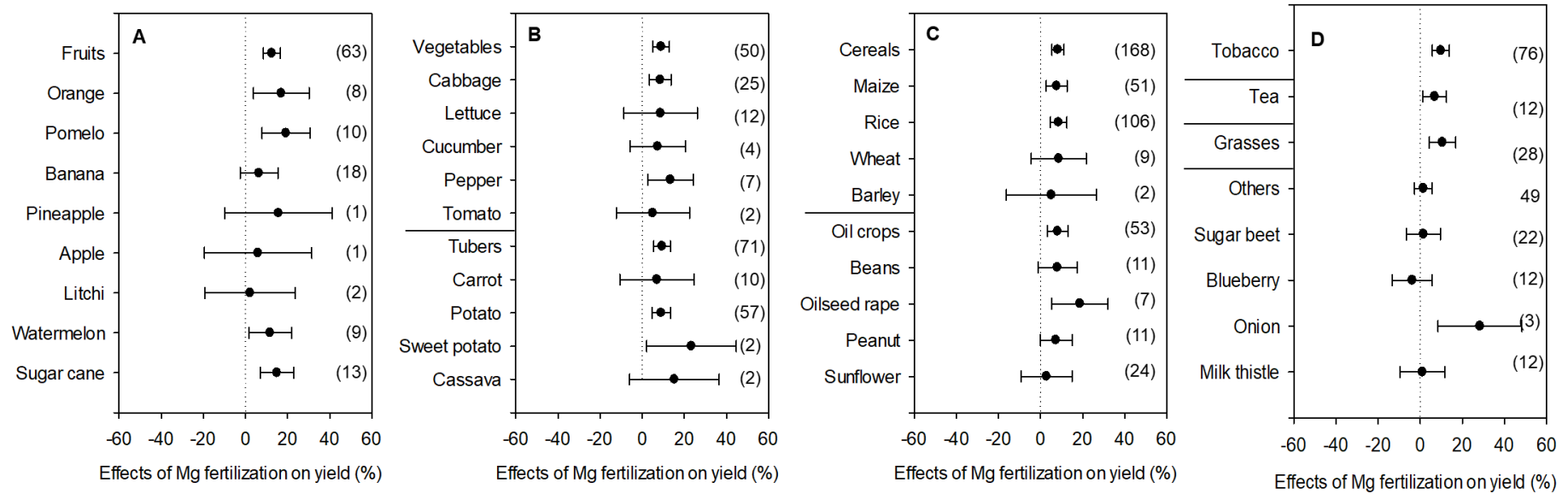
## Supplementary Figure S1



**Figure S1** | Screening method of Mg dataset by preferred reporting items for systematic reviews and Meta-analysis (PRISMA).

## Supplementary Material

**Supplementary Figure S2**



**Figure S2** | Effects of Mg fertilization on yield (crop groups based on figure 2) of fruits **(A)**, vegetables and tubers **(B)**, cereals and oil crops **(C)** tobacco, tea, grasses and other crops **(D)**. The data points were means  $\pm$  95% CI (confidence interval), and the number of experimental observations were indicated in parentheses.

## *Supplementary Material*

### **Supplementary Table S1**

**Table S1** Analysis of interaction effects between soil exchangeable Mg and MgO rates for yield improvement

Source of Variation	SS	df	MS	F	P
S <sub>1</sub> (Soil ex-Mg)	1650.60	2	825.30	6.246	0.002**
S <sub>2</sub> (MgO rates)	2.25	2	1.12	0.009	0.992
Interaction (S <sub>1</sub> *S <sub>2</sub> )	574.67	4	143.67	1.087	0.362
Error	58142.76	440	132.14		
Total	89390.16	449			

Soil ex-Mg, soil exchangeable magnesium concentration; MgO rate, the amount of MgO in applied magnesium fertilizer. \*\*, significance at  $P < 0.01$

## Supplementary Table S2

**Table S2** Analysis of interaction effects between soil pH and soil ex-Mg for yield improvement

Source of Variation	SS	df	MS	F	<i>P</i>
S <sub>2</sub> (Soil ex-Mg)	844.89	2	422.45	2.915	0.050*
S <sub>1</sub> (Soil pH)	444.85	2	222.43	1.535	0.217
Interaction (S <sub>1</sub> *S <sub>2</sub> )	144.13	3	48.04	0.332	0.803
Error	54489.91	376	144.92		
Total	83838.56	384			

Soil ex-Mg: soil exchangeable Mg concentration. \*, significance at  $P < 0.05$

### Supplementary Table S3

**Table S3** Analysis of interaction effects between soil pH and Mg fertilizer types for yield improvement

Source of Variation	SS	df	MS	F	<i>P</i>
S <sub>1</sub> (Soil pH)	5783.01	2	2891.51	13.163	0.000**
S <sub>2</sub> (Mg types)	47.07	1	47.07	0.214	0.644
Interaction (S <sub>1</sub> *S <sub>2</sub> )	1777.16	2	888.58	4.045	0.018*
Error	90720.07	413	219.66		
Total	134663.44	419			

\* and \*\*, significance at  $P < 0.05$  and  $P < 0.01$ , respectively.